

SPORTSFIELD SPECIALTIES

www.sportsfield.com | 888-975-3343

*Excellence from
Design to Installation*



Baseball & Softball Dugouts



Sportsfield Specialties, Inc. 41155 State Hwy 10. Delhi, NY 13753

About our Preassembled Dugouts



Pre-Engineered

Customizable

Easy to Install

Quality Control

Built to Last

Sportsfield Specialties specializes in preassembled customized athletic structures for your baseball and softball venues. Our exclusive 5-year warranty is a testament to the quality and durability of our products. No other manufacturer or on-site builder promises the same! By constructing our dugouts and storage units prior to delivery, we are able to manage the quality, avoiding inconsistency in on-site construction. Joints and seams are welded together with MIG and TIG techniques, which are only available within our factory setting and there are almost no bolts, which loosen over time. Weather-related delays are no longer a factor in installation because our preassembled structures are constructed in a controlled climate environment.





Enclosed Dugouts

Product Overview

- Premium modular dugout ideal for high schools and colleges
- 100% prefabricated construction - Ready to place upon arrival
- High performance SmartSide® lap siding
- Choice of color for interior wall, exterior siding, and fascia
- Industry exclusive 5-year manufacturer's product warranty
- Custom sizes and designs available upon request



Item Number	Product Description
ED8X16	Enclosed Modular Dugout, 8'Wx16'L
ED8X16ELEC	Standard electrical package for 8'Wx16'L Enclosed Dugout
ED8X24	Enclosed Modular Dugout, 8'Wx24'L
ED8X24ELEC	Standard electrical package for 8'Wx24'L Enclosed Dugout
ED8X32	Enclosed Modular Dugout, 8'Wx32'L
ED8X32ELEC	Standard electrical package for 8'Wx32'L
ED8X40	Enclosed Modular Dugout, 8'Wx40'L
ED8X40ELEC	Standard electrical package for 8'Wx40'L Enclosed Dugout
ED8X48	Enclosed Modular Dugout, 8'Wx48'L
ED8X48ELEC	Standard electrical package for 8'W x 48'L
EDSC	6' Storage closet for Enclosed Dugout, includes 36"W x 80"H steel entry door and OSB interior wall panel
EDSCELEC	Standard electrical package for 6' storage closet for Enclosed Dugout
EDSCVL	Vision Lite for 6' storage closet for enclosed Modular Dugout
EDSF4	Enclosed Dugout 4'H security fencing
EDSF8	Enclosed Dugout 8'H security fencing with two (2) lockable hinged entry doors
PESDO	Stamped drawings and calculations by a licensed professional engineer



Cantilever Dugouts

Product Overview

- Attractive shelter without visual obstruction
- Fully preassembled powder coated steel roof and columns
- Roof, fascia and columns offered in various colors & rear offset distances; 8" or 24"
- Industry exclusive 5-year manufacturer's product warranty
- Custom sizes and designs available upon request

Item	Product Description
CD8X1608	Cantilever Dugout, 8'Wx16'L with 8" support column offset
CD8X16024	Cantilever Dugout, 8'Wx16'L with 24" support column offset
CD8X2408	Cantilever Dugout, 8'Wx24'L with 8" support column offset
CD8X24024	Cantilever Dugout, 8'Wx24'L with 24" support column offset
CD8X3208	Cantilever Dugout, 8'Wx32'L with 8" support column offset
CD8X32024	Cantilever Dugout, 8'Wx32'L with 24" support column offset
CD8X4008	Cantilever Dugout, 8'Wx40'L with 8" support column offset
CD8X40024	Cantilever Dugout, 8'Wx40'L with 24" support column offset
CD8X48008	Cantilever Dugout, 8'Wx48'L with 8" support column offset
CD8X48024	Cantilever Dugout, 8'Wx48'L with 24" support column offset
CD10X1608	Cantilever Dugout, 10'Wx16'L with 8" support column offset
CD10X16024	Cantilever Dugout, 10'Wx16'L with 24" support column offset
CD10X2408	Cantilever Dugout, 10'Wx24'L with 8" support column offset
CD10X24024	Cantilever Dugout, 10'Wx24'L with 24" support column offset
CD10X3208	Cantilever Dugout, 10'Wx32'L with 8" support column offset
CD10X32024	Cantilever Dugout, 10'Wx32'L with 24" support column offset
CD10X4008	Cantilever Dugout, 10'Wx40'L with 8" support column offset
CD10X40024	Cantilever Dugout, 10'Wx40'L with 24" support column offset
CD10X4808	Cantilever Dugout, 10'Wx48'L with 8" support column offset
CD10X48024	Cantilever Dugout, 10'Wx48'L with 24" support column offset
PESDO	Stamped drawings and calculations by a licensed professional engineer



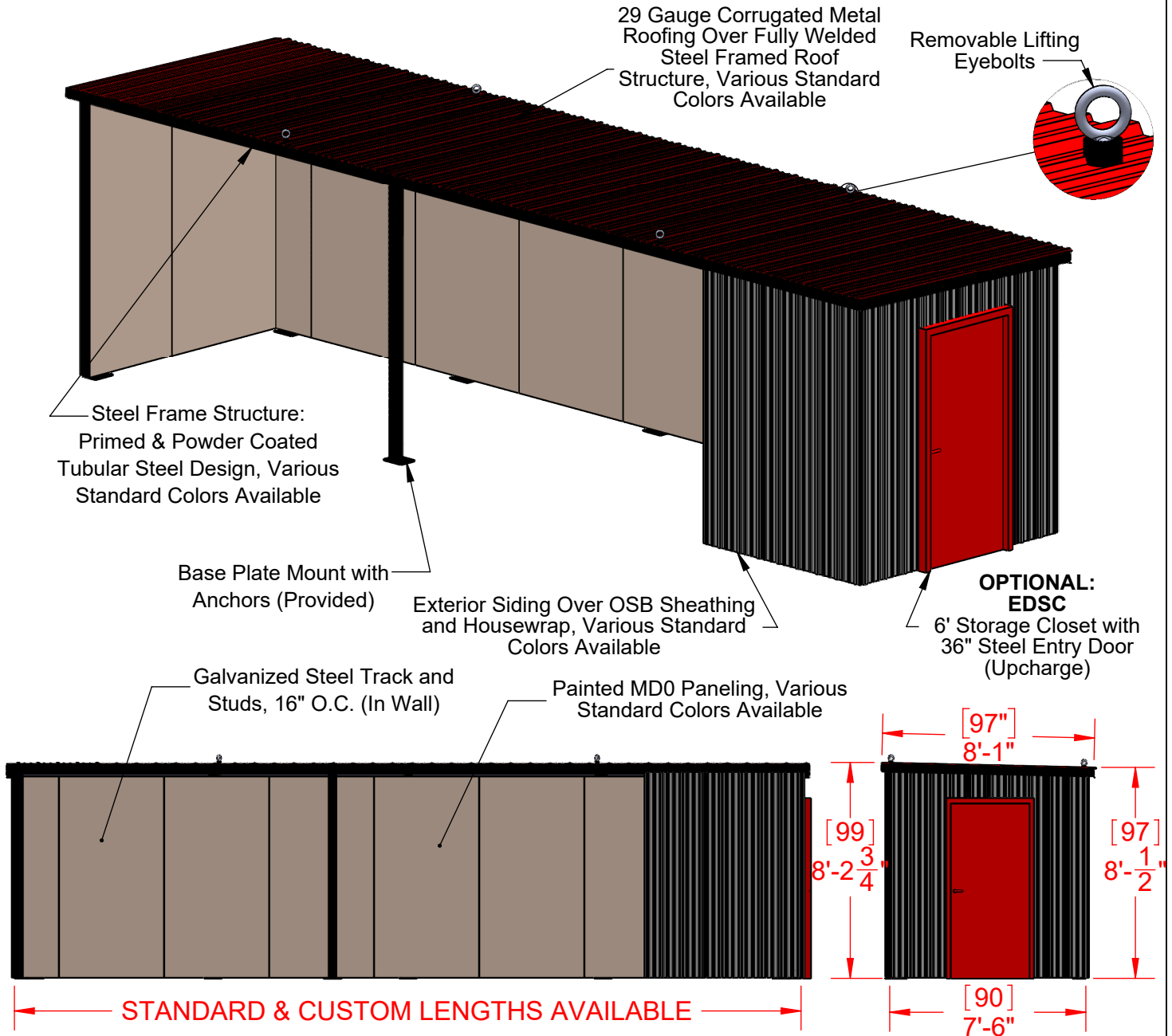
GameShade® Dugouts

Product Overview

- Sleek, cost effective shelter for all levels of competition
- Fully preassembled powder coated steel roof and columns
- Roof, fascia and columns offered in various colors and enclosure options
- Industry exclusive 5-year manufacturer's product warranty
- Custom sizes and designs available upon request

Item Number	Product Description
GD8X16	GameShade® Dugout, 8'Wx16'L
GD8X24	GameShade® Dugout, 8'Wx24'L
GD8X32	GameShade® Dugout, 8'Wx32'L
GD8X40	GameShade® Dugout, 8'Wx40'L
GD8X48	GameShade® Dugout, 8'Wx48'L
GD10X16	GameShade® Dugout, 10'Wx16'L
GD10X24	GameShade® Dugout, 10'Wx24'L
GD10X32	GameShade® Dugout, 10'Wx32'L
GD10X40	GameShade® Dugout, 10'Wx40'L
GD10X48	GameShade® Dugout, 10'Wx48'L
GDSF8	GameShade® Dugout 8'H security fencing
PESDO	Stamped drawings and calculations by a licensed professional engineer





Standard Part #'s:

- ED8X24 - 8'W x 24'L
- ED8X32 - 8'W x 32'L
- ED8X40 - 8'W x 40'L
- ED8X48 - 8'W x 48'L

PESDO - Professional Engineer Stamp

STANDARD SIDING OPTIONS:

- Metal Siding
- SmartSide® Lap Siding

Professionally Pre-Engineered to Meet ASCE 7-10 Wind Rating up to 140 mph Exposure C and 60 PSF Ground Snow Load Requirements

Foundation Requirements Based on Local Codes and Soil Conditions

PROPRIETARY AND CONFIDENTIAL

THE INFORMATION CONTAINED IN THIS DRAWING IS THE SOLE PROPERTY OF SPORTSFIELD SPECIALTIES INC. ANY REPRODUCTION IN PART OR AS A WHOLE WITHOUT THE WRITTEN PERMISSION OF SPORTSFIELD SPECIALTIES INC. IS PROHIBITED.

Not To Scale

Enclosed Dugouts

Sportsfield Specialties Inc 105737.2-230215

INSTRUCTIONS FOR EACH DUGOUT

STEP 1: CHOOSE WHICH END OF THE DUGOUT THE STORAGE UNIT SHOULD BE LOCATED

STEP 2: CHOOSE WHICH WALL THE STORAGE UNIT DOOR SHOULD BE INSTALLED

STEP 3: CHOOSE THE DOOR SWING OPTION FOR ENTERING THE STORAGE UNIT

DUGOUT OPTION #1
(STORAGE UNIT ON RIGHT END)

<----- STEP 1 ----->

DUGOUT OPTION #2
(STORAGE UNIT ON LEFT SIDE)

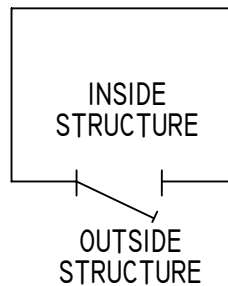


STEP 2 ----->

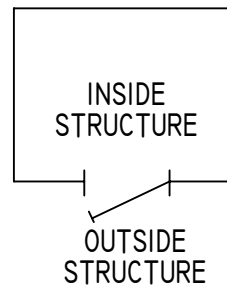
CHOOSE WALL "X", "Y", OR "Z" FOR LOCATION OF DOOR INSTALLATION
"X" = INSIDE WALL, "Y" = FRONT WALL, AND "Z" = END WALL

STEP 3 ----->

OPTION A
LEFT HAND REVERSE SWING



OPTION B
RIGHT HAND REVERSE SWING



PROJECT NAME: _____
CUSTOMER NAME: _____
CUSTOMER SIGNATURE: _____
CUSTOMER PHONE #: _____
CUSTOMER E-MAIL: _____

DUGOUT #1: HOME
SIZE: _____
STORAGE CLOSET LOCATION: #1 OR #2
DOOR LOCATION: X, Y, OR Z
DOOR SWING: A OR B

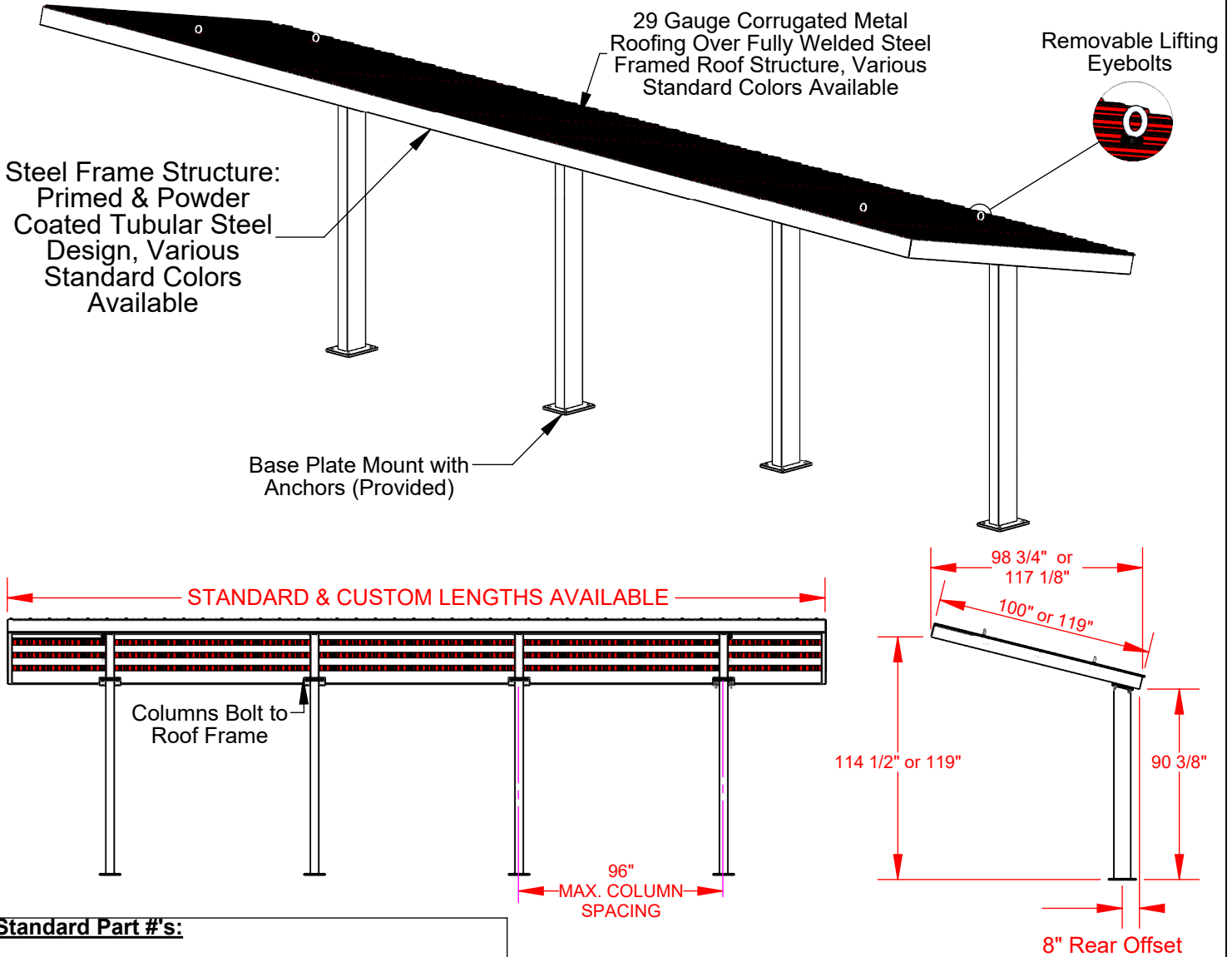
DUGOUT #2: VISITOR
SIZE: _____
STORAGE CLOSET LOCATION: #1 OR #2
DOOR LOCATION: X, Y, OR Z
DOOR SWING: A OR B

PROPRIETARY AND CONFIDENTIAL
THE INFORMATION CONTAINED IN THIS DRAWING IS THE SOLE PROPERTY OF SPORTSFIELD SPECIALTIES INC. ANY REPRODUCTION IN PART OR AS A WHOLE WITHOUT THE WRITTEN PERMISSION OF SPORTSFIELD SPECIALTIES INC. IS PROHIBITED.

**ENCLOSED DUGOUT
STORAGE UNIT INFORMATION SHEET**

NOT TO SCALE

SPORTSFIELD SPECIALTIES INC 12312014



Standard Part #'s:

CD8X16O8 - 8'W x 16'L
 CD8X24O8 - 8'W x 24'L
 CD8X32O8 - 8'W x 32'L
 CD8X40O8 - 8'W x 40'L
 CD8X48O8 - 8'W x 48'L

CD10X16O8 - 10'W X 16'L
 CD10X24O8 - 10'W X 24'L
 CD10X32O8 - 10'W X 32'L
 CD10X40O8 - 10'W X 40'L
 CD10X48O8 - 10'W X 48'L

PESDO - Structure & Foundation Design Drawings, Stamped By State Licensed Professional Engineer.

Professionally Pre-Engineered to Meet ASCE 7-10 Wind Rating up to 140 mph Exposure C and 60 PSF Ground Snow Load Requirements

Foundation Requirements Based on Local Codes and Soil Conditions

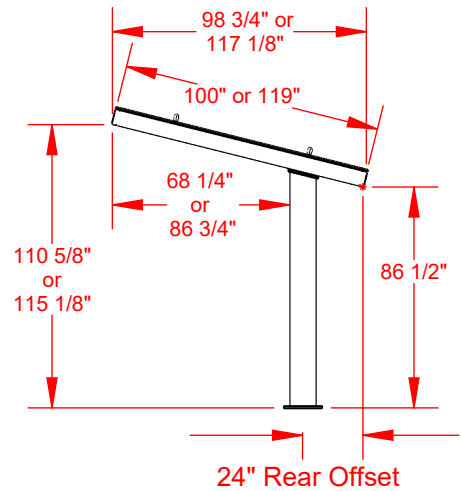
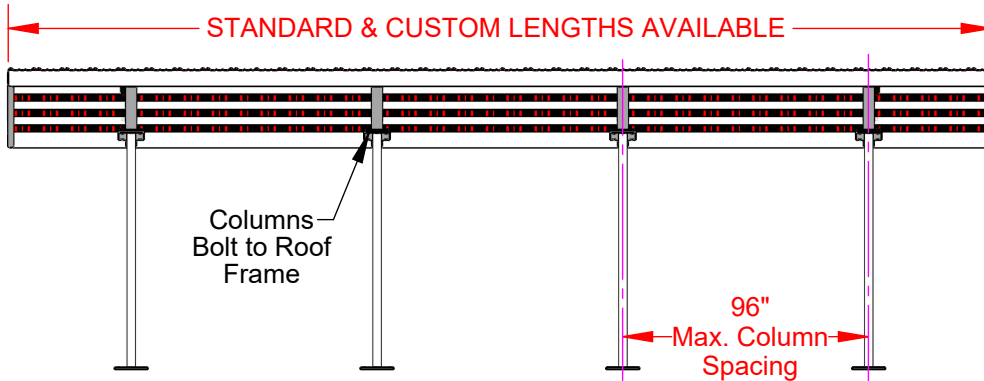
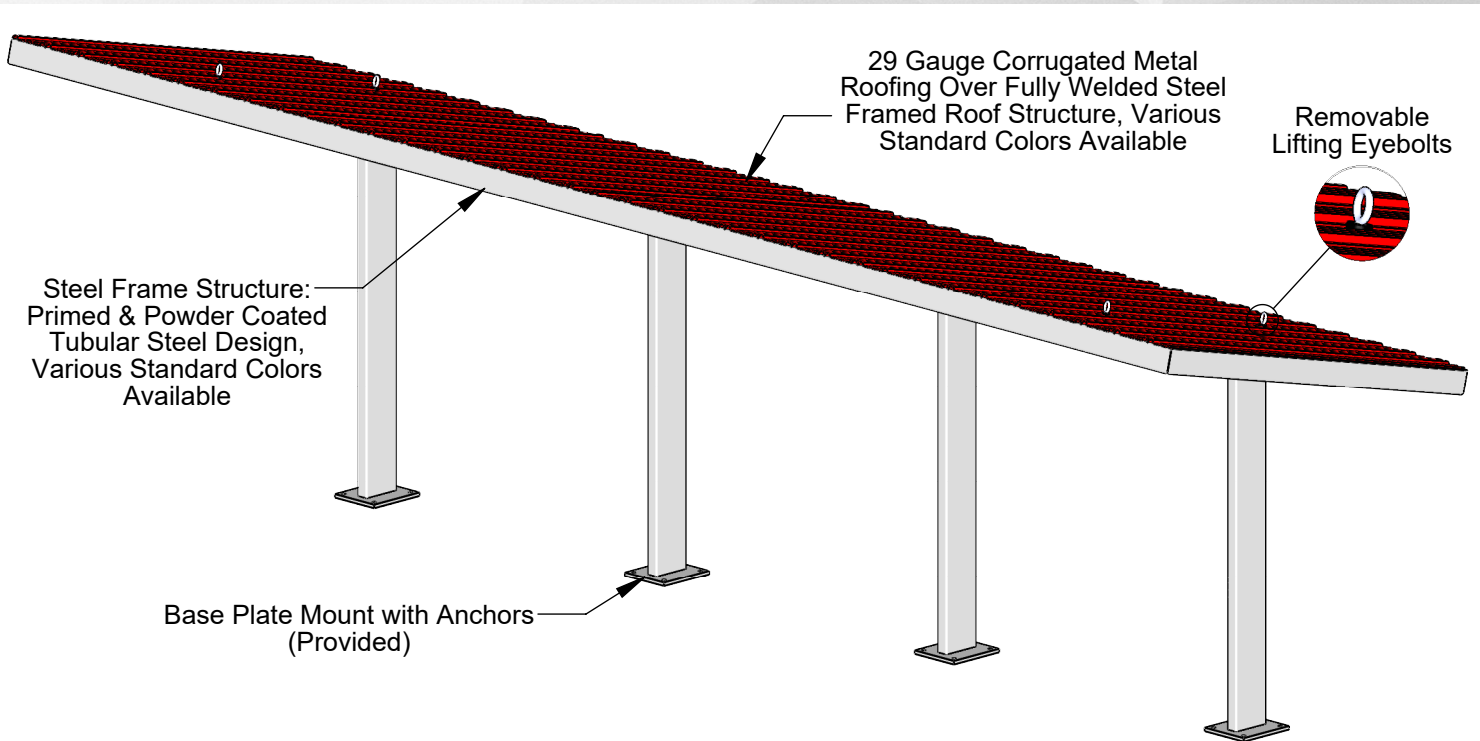
PROPRIETARY AND CONFIDENTIAL

THE INFORMATION CONTAINED IN THIS DRAWING IS THE SOLE PROPERTY OF SPORTSFIELD SPECIALTIES INC. ANY REPRODUCTION IN PART OR AS A WHOLE WITHOUT THE WRITTEN PERMISSION OF SPORTSFIELD SPECIALTIES INC. IS PROHIBITED.

Cantilever Dugouts - 8" Rear Offset

Not To Scale

Sportsfield Specialties Inc 105750.2-230208



Standard Part #'s

CD8X16O24 - 8'W x 16'L
 CD8X24O24 - 8'W x 24'L
 CD8X32O24 - 8'W x 32'L
 CD8X40O24 - 8'W x 40'L
 CD8X48O24 - 8'W x 48'L

CD10X16O24 - 10'W x 16'L
 CD10X24O24 - 10'W x 24'L
 CD10X32O24 - 10'W x 32'L
 CD10X40O24 - 10'W x 40'L
 CD10X48O24 - 10'W x 48'L

PESDO - Structure & Foundation Design Drawings, Stamped By State Licensed Professional Engineer.

Professionally Pre-Engineered to Meet ASCE 7-10 Wind Rating up to 140 mph Exposure C and 60 PSF Ground Snow Load Requirements

Foundation Requirements Based on Local Codes and Soil Conditions

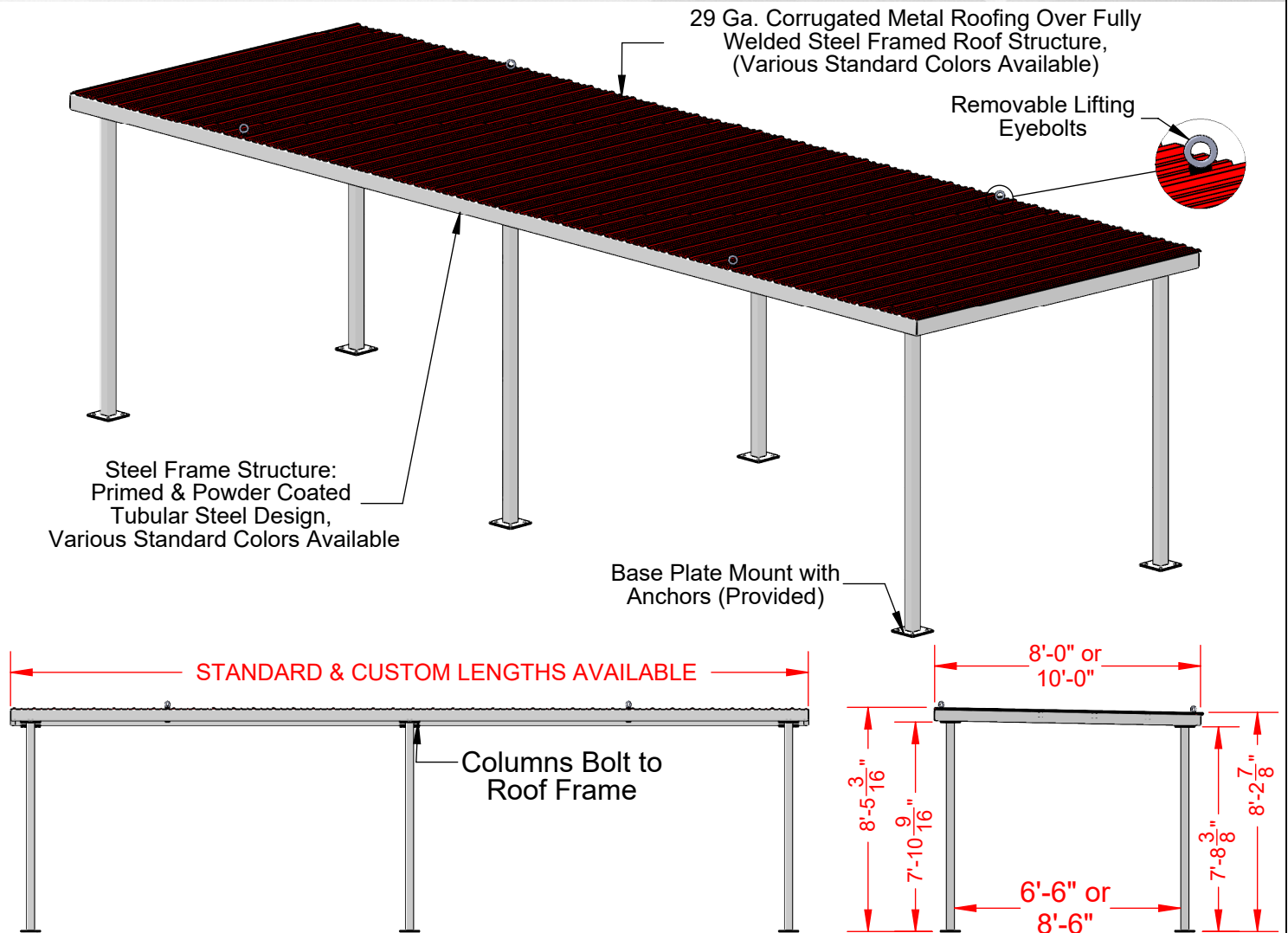
PROPRIETARY AND CONFIDENTIAL

THE INFORMATION CONTAINED IN THIS DRAWING IS THE SOLE PROPERTY OF SPORTSFIELD SPECIALTIES INC. ANY REPRODUCTION IN PART OR AS A WHOLE WITHOUT THE WRITTEN PERMISSION OF SPORTSFIELD SPECIALTIES INC. IS PROHIBITED.

Cantilever Dugouts - 24" Rear Offset

Not To Scale

Sportsfield Specialties Inc 105751.2-230208



Standard Part #'s:

GD8X16 - 8'W x 16'L
 GD8X24 - 8'W x 24'L
 GD8X32 - 8'W x 32'L
 GD8X40 - 8'W x 40'L
 GD8X48 - 8'W x 48'L

GD10X16 - 10'W x 16'L
 GD10X24 - 10'W x 24'L
 GD10X32 - 10'W x 32'L
 GD10X40 - 10'W x 40'L
 GD10X48 - 10'W x 48'L

PESDO - structure & foundation design drawings, stamped by state licensed engineer.

Professionally Pre-Engineered to Meet ASCE 7-10 Wind Rating up to 140 mph Exposure C and 60 PSF Ground Snow Load Requirements

Foundation Requirements Based on Local Codes and Soil Conditions

PROPRIETARY AND CONFIDENTIAL

THE INFORMATION CONTAINED IN THIS DRAWING IS THE SOLE PROPERTY OF SPORTSFIELD SPECIALTIES INC. ANY REPRODUCTION IN PART OR AS A WHOLE WITHOUT THE WRITTEN PERMISSION OF SPORTSFIELD SPECIALTIES INC. IS PROHIBITED.

Not To Scale

Gameshade® Dugouts

Sportsfield Specialties Inc 105752.2-230206