



SPORTSFIELD SPECIALTIES

EXCELLENCE FROM DESIGN TO INSTALLATION



BASEBALL & SOFTBALL CATALOG

www.sportsfield.com | 888-975-3343





Welcome to Sportsfield Specialties, Inc.

Since 1998, Sportsfield Specialties, Inc. has been the innovative leader in the manufacture and sale of athletic field equipment for high school, college, and professional levels of competition. With over 30 patents awarded for their game-changing designs, Sportsfield is integral to moving the sports construction and venue renovation industries forward. Our commitment to client-centered service, strategic partnerships, and building world-class equipment gives customers the highest level of confidence that their facility will look great and function efficiently using Sportsfield equipment.

Sportsfield's motto is Excellence from Design to Installation and from first contact, our sales team is ready to help you select the best solutions for your unique facility. At Sportsfield, our in-house engineers are integral to finding custom solutions that address regional elements such as wind load and soil conditions. We don't stop there! We're also committed to certified excellence and work with 3rd party testing agencies to ensure products like our Ultra Cross® Knotless Baseball Netting Systems and Zone® Outdoor Wall Pads function at the top of their game.





Baseball / Softball Foul Poles

Product Overview

- Standard powder coated yellow, white, or orange finish available to meet NCAA softball field of play, foul pole rule 2.12 requiring a contrasting color to the ball
- Standard pre-engineered heights: 15', 20', 30', 40', 50', 60', 70', and 80'
- Available with or without mesh wing
- Available with stamped drawings and calculations by a licensed professional engineer
- Custom sizes available upon request

Item Number	Product Description
FP415	Foul pole without mesh wing, ground sleeve inserted - 15'H
FP415PL	Foul pole without mesh wing, base plate mount - 15'H
FPW415	Foul pole with mesh wing, ground sleeve inserted - 15'H
FPW415PL	Foul pole with mesh, base plate mount - 15'H
FP420	Foul pole without mesh wing, ground sleeve inserted - 20'H
FP420PL	Foul pole without mesh wing, base plate mount - 20'H
FPW420	Foul pole with mesh, ground sleeve inserted - 20'H
FPW420PL	Foul pole with mesh, base plate mount - 20'H
FP630	Foul pole without mesh wing, ground sleeve inserted - 30'H
FP630PL	Foul pole without mesh wing, base plate mount - 30'H
FPW630	Foul pole with mesh, ground sleeve inserted - 30'H
FPW630PL	Foul pole with mesh, base plate mount - 30'H
FP640	Foul pole without mesh wing, ground sleeve inserted - 40'H
FP640PL	Foul pole without mesh wing, base plate mount - 40'H
FPW640	Foul pole with mesh, ground sleeve inserted - 40'H
FPW640PL	Foul pole with mesh, base plate mount - 40'H
FPW850	Foul pole with mesh, ground sleeve inserted - 50'H
FPW1060	Foul pole with mesh, ground sleeve inserted - 60'H
FPW1270	Foul pole with mesh, direct embedment - 70'H
FPW1480	Foul pole with mesh, direct embedment - 80'H
PESFP	Stamped drawings and calculations by a licensed professional engineer



Outfield Batter's Eye

Product Overview

- Ideal backdrop for baseball and softball hitters at all levels
- Solid surface metal wall paneling and solid vinyl models available!
- Solid vinyl models are opaque with low-gloss matte finish and are stronger than industry standard mesh winscreen
- Professionally pre-engineered systems available in multiple sizes
- Variety of standard colors available for both structure and mesh
- Choose from direct embedment or base plate mounted install
- Custom sizes and/or designs available upon request
- Digital graphics available upon request with select models



Pre-Engineered Solutions for All Levels of Play

Item Number	Product Description
BE2040	20'H x 40'L Batter's Eye - solid vinyl enclosure, direct embedment
BE2040PL	20'H x 40'L Batter's Eye - solid vinyl enclosure, plate mounted
BESR2040	20'H x 40'L Batter's Eye - solid surface ribbed panels, direct embedment
BESR2040PL	20'H x 40'L Batter's Eye - solid surface ribbed panels, plate mounted
BESF2040	20'H x 40'L Batter's Eye - solid surface flush panels, direct embedment
BESF2040PL	20'H x 40'L Batter's Eye - solid surface flush panels, plate mounted
BE3060	30'H x 60'L Batter's Eye - solid vinyl enclosure, direct embedment
BE3060PL	30'H x 60'L Batter's Eye - solid vinyl enclosure, plate mounted
BESR3060	30'H x 60'L Batter's Eye - solid surface ribbed panels, direct embedment
BESR3060PL	30'H x 60'L Batter's Eye - solid surface ribbed panels, plate mounted
BESF3060	30'H x 60'L Batter's Eye - solid surface flush panels, direct embedment
BESF3060PL	30'H x 60'L Batter's Eye - solid surface flush panels, plate mounted
BE4080	40'H x 80'L Batter's Eye - solid vinyl enclosure, direct embedment
BE4080PL	40'H x 80'L Batter's Eye - solid vinyl enclosure, plate mounted
BESR4080	40'H x 80'L Batter's Eye - solid surface ribbed panels, direct embedment
BESR4080PL	40'H x 80'L Batter's Eye - solid surface ribbed panels, plate mounted
BESF4080	40'H x 80'L Batter's Eye - solid surface flush panels, direct embedment
BESF4080PL	40'H x 80'L Batter's Eye - solid surface flush panels, plate mounted
PESBE	Stamped drawings and calculations by a licensed professional engineer, direct embedment
PESBEPL	Stamped drawings and calculations by a licensed professional engineer, plate mounted



Seasonal & Semi-Permanent Fencing

Product Overview

- Seasonal and semi-permanent multi-use fencing solutions
- Ideal for outfield fencing and spectator/crowd control barriers
- Free-standing base or semi-permanent ground sleeve designs
- NEW semi-permanent structural fencing system with integral wall pads
- Durable powder coated finish available in a variety of standard colors
- Optional high resolution digital graphics and lettering

Item Number	Product Description
SF4PT	4'H seasonal fencing system, free-standing base
SF4PTP	Optional wall pads for 4'H seasonal fencing system
SF4	4'H semi-permanent fencing system, ground sleeve inserted
SF4P	Optional wall pads for 4'H semi-permanent fencing system
SF4S	4'H semi-permanent structural fencing system with integral wall pads, ground sleeve inserted
SF6	6'H semi-permanent fencing system, ground sleeve inserted
SF6P	Optional wall pads for 6'H semi-permanent fencing system
SF6S	6'H semi-permanent structural fencing system with integral wall pads, ground sleeve inserted
SF8S	8'H semi-permanent structural fencing system with integral wall pads, ground sleeve inserted





Baseball / Softball Batting Tunnels

Product Overview

- Tension, overhead, and cantilever styles available
- Single, double, and triple baseball/softball configurations
- Full-height overlapping entry flaps provide convenience and safety
- Super durable black powder coated aluminum or steel framework
- Black #36 nylon, 1-3/4" mesh net with factory-sewn weighted rope bottom
- #60 and #84 nylon net available upon request (structure may vary)
- Indoor applications and custom designs available upon request



Overhead Batting Tunnels

Item	Product Description
BTOBSPL	Single overhead baseball batting tunnel, base plate mounted
BTOSSPL	Single overhead softball batting tunnel, base plate mounted
BTOBS	Single overhead baseball batting tunnel, ground sleeve inserted
BTOSS	Single overhead softball batting tunnel, ground sleeve inserted
BTOBDPL	Double overhead baseball batting tunnel, base plate mounted
BTOSDPL	Double overhead softball batting tunnel, base plate mounted
BTOBD	Double overhead baseball batting tunnel, ground sleeve inserted
BTOSD	Double overhead softball batting tunnel, ground sleeve inserted
BTOBTPL	Triple overhead baseball batting tunnel, base plate mounted
BTOSTPL	Triple overhead softball batting tunnel, base plate mounted
BTOBT	Triple overhead baseball batting tunnel, ground sleeve inserted
BTOST	Triple overhead softball batting tunnel, ground sleeve inserted

Tension Batting Tunnels

Item	Product Description
BTTBS	Single tension baseball batting tunnel
BTTSS	Single tension softball batting tunnel
BTTBD	Double tension baseball batting tunnel
BTTSD	Double tension softball batting tunnel
BTTBT	Triple tension baseball batting tunnel
BTTST	Triple tension softball batting tunnel

Cantilever Batting Tunnels

Item	Product Description
BTCB	Cantilever baseball batting tunnel
BTCB	Cantilever softball batting tunnel

About our Preassembled Dugouts



Pre-Engineered

Customizable

Easy to Install

Quality Control

Built to Last

Sportsfield Specialties specializes in preassembled customized athletic structures for your baseball and softball venues. Our exclusive 5-year warranty is a testament to the quality and durability of our products. No other manufacturer or on-site builder promises the same! By constructing our dugouts and storage units prior to delivery, we are able to manage the quality, avoiding inconsistency in on-site construction. Joints and seams are welded together with MIG and TIG techniques, which are only available within our factory setting and there are almost no bolts, which loosen over time. Weather-related delays are no longer a factor in installation because our preassembled structures are constructed in a controlled climate environment.





Enclosed Dugouts

Product Overview

- Premium modular dugout ideal for high schools and colleges
- 100% prefabricated construction - Ready to place upon arrival
- High performance SmartSide® lap siding
- Choice of color for interior wall, exterior siding, and fascia
- Industry exclusive 5-year manufacturer's product warranty
- Custom sizes and designs available upon request



Item Number	Product Description
ED8X16	Enclosed Modular Dugout, 8'Wx16'L
ED8X16ELEC	Standard electrical package for 8'Wx16'L Enclosed Dugout
ED8X24	Enclosed Modular Dugout, 8'Wx24'L
ED8X24ELEC	Standard electrical package for 8'Wx24'L Enclosed Dugout
ED8X32	Enclosed Modular Dugout, 8'Wx32'L
ED8X32ELEC	Standard electrical package for 8'Wx32'L
ED8X40	Enclosed Modular Dugout, 8'Wx40'L
ED8X40ELEC	Standard electrical package for 8'Wx40'L Enclosed Dugout
ED8X48	Enclosed Modular Dugout, 8'Wx48'L
ED8X48ELEC	Standard electrical package for 8'W x 48'L
EDSC	6' Storage closet for Enclosed Dugout, includes 36"W x 80"H steel entry door and OSB interior wall panel
EDSCELEC	Standard electrical package for 6' storage closet for Enclosed Dugout
EDSCVL	Vision Lite for 6' storage closet for enclosed Modular Dugout
EDSF4	Enclosed Dugout 4'H security fencing
EDSF8	Enclosed Dugout 8'H security fencing with two (2) lockable hinged entry doors
PESDO	Stamped drawings and calculations by a licensed professional engineer




Cantilever Dugouts

Product Overview

- Attractive shelter without visual obstruction
- Fully preassembled powder coated steel roof and columns
- Roof, fascia and columns offered in various colors & rear offset distances; 8" or 24"
- Industry exclusive 5-year manufacturer's product warranty
- Custom sizes and designs available upon request

Item	Product Description
CD8X1608	Cantilever Dugout, 8'Wx16'L with 8" support column offset
CD8X16024	Cantilever Dugout, 8'Wx16'L with 24" support column offset
CD8X2408	Cantilever Dugout, 8'Wx24'L with 8" support column offset
CD8X24024	Cantilever Dugout, 8'Wx24'L with 24" support column offset
CD8X3208	Cantilever Dugout, 8'Wx32'L with 8" support column offset
CD8X32024	Cantilever Dugout, 8'Wx32'L with 24" support column offset
CD8X4008	Cantilever Dugout, 8'Wx40'L with 8" support column offset
CD8X40024	Cantilever Dugout, 8'Wx40'L with 24" support column offset
CD8X48008	Cantilever Dugout, 8'Wx48'L with 8" support column offset
CD8X48024	Cantilever Dugout, 8'Wx48'L with 24" support column offset
CD10X1608	Cantilever Dugout, 10'Wx16'L with 8" support column offset
CD10X16024	Cantilever Dugout, 10'Wx16'L with 24" support column offset
CD10X2408	Cantilever Dugout, 10'Wx24'L with 8" support column offset
CD10X24024	Cantilever Dugout, 10'Wx24'L with 24" support column offset
CD10X3208	Cantilever Dugout, 10'Wx32'L with 8" support column offset
CD10X32024	Cantilever Dugout, 10'Wx32'L with 24" support column offset
CD10X4008	Cantilever Dugout, 10'Wx40'L with 8" support column offset
CD10X40024	Cantilever Dugout, 10'Wx40'L with 24" support column offset
CD10X4808	Cantilever Dugout, 10'Wx48'L with 8" support column offset
CD10X48024	Cantilever Dugout, 10'Wx48'L with 24" support column offset
PESDO	Stamped drawings and calculations by a licensed professional engineer



GameShade® Dugouts

Product Overview

- Sleek, cost effective shelter for all levels of competition
- Fully preassembled powder coated steel roof and columns
- Roof, fascia and columns offered in various colors and enclosure options
- Industry exclusive 5-year manufacturer's product warranty
- Custom sizes and designs available upon request

Item Number	Product Description
GD8X16	GameShade® Dugout, 8'Wx16'L
GD8X24	GameShade® Dugout, 8'Wx24'L
GD8X32	GameShade® Dugout, 8'Wx32'L
GD8X40	GameShade® Dugout, 8'Wx40'L
GD8X48	GameShade® Dugout, 8'Wx48'L
GD10X16	GameShade® Dugout, 10'Wx16'L
GD10X24	GameShade® Dugout, 10'Wx24'L
GD10X32	GameShade® Dugout, 10'Wx32'L
GD10X40	GameShade® Dugout, 10'Wx40'L
GD10X48	GameShade® Dugout, 10'Wx48'L
GDSF8	GameShade® Dugout 8'H security fencing
PESDO	Stamped drawings and calculations by a licensed professional engineer





Natural Wood Storage Units


Product Overview

- Preassembled natural wood design
- Exterior grade plywood with hard ash edges
- Available in stand-up and wall mounted styles
- Custom sizes and configurations available



Item Number	Product Description
SUWHCBSS	Natural wood stand-up cubby with 16-helmet, 8-bat bin, and side storage
SUWHCBSSC	Vinyl bat and helmet cubby cover
SUWHCCRWM	Natural wood wall mounted cubby with 6-helmet and 6-hook coat rack
SUWCRSWM	Natural wood wall mounted 6-hook coat rack and shelf

Excellence from Design to Installation



All-Weather Aluminum Storage Units

Product Overview

- The answer to your game day storage needs!
- Preamsembled all-weather aluminum design
- Available in stand-up and wall mounted styles
- Offered in a variety of powder coat colors
- Custom sizes and configurations available



Item	Product Description
SUAHCBBSS	Stand-up cubby with 16-helmet, 8-bat bin, and side storage (A)
SUAHC12BBSS	Stand-up cubby with 12-helmet, 8-bat bin, and side storage
SUAHCBSBL	Stand-up cubby with support legs, 16-helmet, and 16-bat slot storage (B)
SUAHCBS	Wall mounted cubby with 16-helmet and 16-bat slot storage
SUAHC	Wall mounted cubby with 16-helmet storage
SUAHC12	Wall mounted cubby with 12-helmet storage
SUAHCWM	Wall mounted cubby with 4-helmet storage (D)
SUACRSWM	Wall mounted 4-hook coat rack and shelf (C)
SUABBS	Base unit with 8-bat bin and side storage
SUABRPL8	Stand alone 8-bat storage rack
SUABRPL15	Stand alone 15-bat storage rack (E)



Excellence from Design to Installation


Guard Rail Systems

Product Overview

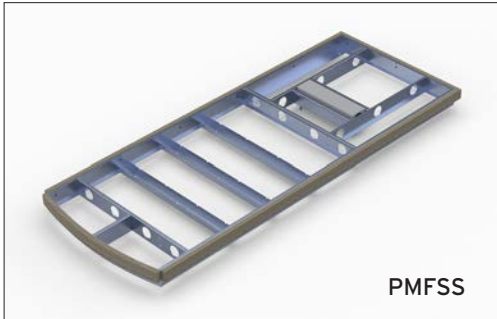
- Guard Rail Systems are modularized for professional aesthetics and ease of installation
- Super durable powder coated steel frames protected with squared guard rail & post pads
- Ultra Cross® Knotless Dyneema® netting provides a barrier without compromising visibility
- Surface mounted design allows for installation flexibility during construction and retro-fits
- A pre-engineered solution that eliminates site-built railings and custom pads/netting
- Customizable lengths available in standard heights of 36", 42", 48", 72" and 96"H
- Post and rail pads are available in a variety of standard vinyl colors
- Available with custom digitally printed graphics and lettering




Item Number	Product Description
GRS36	Guard rail system with steel structure, protective rail pads, and Ultra Cross® netting - 36"H
GRS42	Guard rail system with steel structure, protective rail pads, and Ultra Cross® netting - 42"H
GRS48	Guard rail system with steel structure, protective rail pads, and Ultra Cross® netting - 48"H
GRS72	Guard rail system with steel structure, protective rail pads, and Ultra Cross® netting - 72"H
GRS96	Guard rail system with steel structure, protective rail pads, and Ultra Cross® netting - 96"H



PMFSB



PMFSS



PMFSBPS

Pitching Mound Forming Systems

Product Overview

- Designed specifically for permanent synthetic infill turf installations
- Pre-engineered concrete forming system eliminates complex hand-forming
- Meets all rules and regulations for mound diameter, height, and slope
- Pitching rubber height adjustment, drainage, and turf attachment ledges
- Replaceable synthetic infill turf center section
- Bolt-together aluminum construction with rebar anchoring provisions
- Superior stability and longevity versus compacted stone alternatives
- Synthetic infill turf to be provided and installed by others on site
- Includes replaceable Schutt® four-sided professional pitching rubber (SHBBPB)
- US Patent Pending




Item Number	Product Description
PMFSB	Baseball Pitching Mound Forming System
PMFSS	Softball Pitching Mound Forming System
PMFSBPS	Bullpen Pitching Mound Forming System - Single
PMFSBPD	Bullpen Pitching Mound Forming System - Double
PMFSBPT	Bullpen Pitching Mound Forming System - Triple

INNOVATIONS FOR EASE & ACCURACY

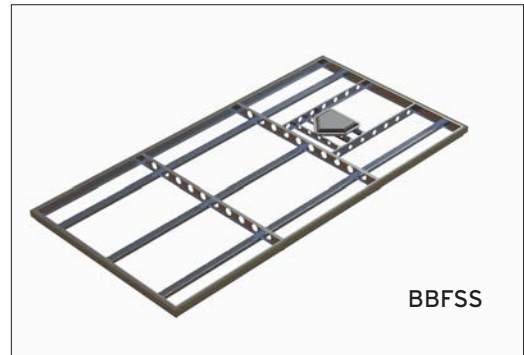
Batter's Box Forming Systems

Product Overview

- Designed specifically for permanent synthetic infill turf installations
- Pre-engineered concrete forming system eliminates complex hand-forming
- Home plate height adjustment, drainage, and turf attachment ledges
- Bolt-together aluminum construction with rebar anchoring provisions
- Superior stability and longevity versus compacted stone alternatives
- Synthetic infill turf to be provided and installed by others on site
- Includes replaceable Schutt® Hollywood Bury All Home Plate (SHSRHP)
- US Patent Pending



BBFSB



BBFSS

Item Number	Product Description
BBFSB	Baseball Batter's Box Forming System
BBFSS	Softball Batter's Box Forming System




Porta-Pitch Seasonal Pitching Mounds

Product Overview

- Official size seasonal pitching mounds ideal for multi-use facilities!
- Available with synthetic turf or clay center section
- Optional clay center strip provides traditional feel and performance
- Sectional design and wheel / hitch system make it easy to transform field
- Meets all rules and regulations for size, height, and slope
- Includes official 4-sided pitching rubber
- Little League and bullpen models now available!

Item Number	Product Description
PPLLBIT	Seasonal Little League pitching mound, brown synthetic infill turf - 10' diameter
PPLRCIT	Seasonal Little League pitching mound, red clay synthetic infill turf - 10' diameter
PPLLGIT	Seasonal Little League pitching mound, green synthetic infill turf - 10' diameter
PPBIT	Seasonal baseball pitching mound, brown synthetic infill turf - 18' diameter
PPB	Seasonal baseball pitching mound, clay center section and brown synthetic turf - 18' diameter
PPRCIT	Seasonal baseball pitching mound, red clay synthetic infill turf - 18' diameter
PPRC	Seasonal baseball pitching mound, clay center section and red clay synthetic turf - 18' diameter
PPGIT	Seasonal baseball pitching mound, green synthetic infill turf - 18' diameter
PPG	Seasonal baseball pitching mound, clay center section and green synthetic turf - 18' diameter
PPBPRBIT	Seasonal bullpen mound, brown synthetic turf pitching area
PPBPRB	Seasonal bullpen mound, clay pitching area with brown synthetic turf
PPDBPRBIT	Seasonal double bullpen mound, brown synthetic infill turf
PPBPRCIT	Seasonal bullpen mound, red clay synthetic turf pitching area
PPBPRC	Seasonal bullpen mound, clay pitching area with red clay synthetic turf
PPDBPRCIT	Double bullpen mound, red synthetic infill turf
PPBGIT	Seasonal bullpen mound, green synthetic infill turf pitching area
PPBPG	Seasonal bullpen mound, clay pitching area with green synthetic turf
PPDBPGIT	Double bullpen mound, red synthetic infill turf







TurfBase® Synthetic Turf Bases, Plates & Pitching Rubbers

Product Overview


- Patented breakaway base designed specifically for synthetic Infill turf
- Ideal for multi-sport athletic fields, parks, and recreation facilities
- Molded pegs grip the infill material providing lateral stability underfoot
- Releases upon impact of a slide, complying with breakaway requirements
- Durable all rubber mesh reinforced construction with textured surface
- Does not require ground anchors, site-work, or concrete footings
- Official size and shape bases, home plates, and pitching rubbers
- U.S. Patent #8,337,340

Item Number	Product Description
TBS	TurfBase® synthetic turf base set
TBDS	TurfBase® synthetic turf double first base set
TBHP	TurfBase® synthetic turf home plate
TBPR	TurfBase® synthetic turf pitching rubber





NEW! Home Plate Forming System (Patent Pending)



Product Overview

- Designed specifically for dedicated synthetic infill turf installations
- Stay-in-place concrete forming system simplifies installation
- Height adjustability ensures a flush transition with surrounding surface
- Synthetic turf attachment eliminates peeling from repetitive sliding
- Includes replaceable SHSRHP Rawlings Hollywood Bury All Home Plate
- U.S. Patent Pending

Item Number	Product Description
HPFS	Home plate forming system for synthetic turf
HPFSCP	Home plate forming system cover plug

Rawlings / Hollywood Bases, Plates & Pitching Rubbers




Product Overview

- Official base of Major League Baseball for over 70 years!
- Base design has extended and tapered lip that virtually eliminates edge turn
- Engineered to better withstand bad weather and includes special UV inhibitors
- 4-sided pitching rubbers feature ultra-strong molded rubber construction
- Choose from a variety of standard base, home plate, and pitching rubber models
- Additional Rawlings / Hollywood field equipment available upon request



Item	Product Description
SHBBPLSET	Rawlings Original Jack Corbett® MLB® Hollywood base set (set of 3)
SHIBL	Rawlings Hollywood Impact® bases (set of 3)
SHIBD	Rawlings Hollywood Impact® double first bases (set of 3)
SHBBP-44	Rawlings ground anchor mounts, 1-3/4" sq. x 8" (set of 3)
SHBBP-64	Rawlings mushroom anchor plugs (set of 3)
SH12916590	Rawlings foam anchor plug with indicator (sold individually)
SHP-UM	Rawlings Hollywood MLB® pro style universal home plate
SHP-PS	Rawlings Pro Home Plate with ground anchor
SHSRHP	Rawlings Hollywood Bury All home plate
SHP-RBA	Rawlings Bury All rubber home plate
SHBBPB	Rawlings Hollywood MLB® official size 4-sided professional pitching rubber, 6" x 24"
SHSPR-4SO	Rawlings official size 4-sided professional pitching rubber, 6" x 24"
SHLBMPR224	Rawlings Hollywood official size dual stanchion pitching rubber, 6" x 24"
SHSPR-SD	Rawlings official size step down pitching rubber, 6" x 24"
SHSPR-4SY	Rawlings youth size 4-sided pitching rubber, 4" x 18"
SHLBMPR218	Rawlings Hollywood youth size dual stanchion pitching rubber, 4" x 18"

Synthetic Turf Access Frame Kits



Product Overview

- Improves synthetic turf interface to create a seamless multi-use playing surface
- Designed specifically for ground anchors installed within synthetic infill turf
- Includes exclusive infill retainage gasket and perimeter turf attachment ledge
- Durable aluminum constructed frame and solid cover plug
- Integrated 1" PVC drain stub for positive drainage connection
- For use with ground anchored bases, home plates, and pitching rubbers
- Note: synthetic turf and infill material applied by others

Item Number	Product Description
SHAFIT	Rawlings Hollywood anchor access frame kit with infill retainer system for synthetic turf
SHAFPRIT	Rawlings Hollywood dual anchor access frame kit with infill retainer system for synthetic turf



**SPORTSFIELD
SPECIALTIES**
WWW.SPORTSFIELD.COM

41155 State Hwy 10. PO Box 231, Delhi, NY 13753
(888) 975-3343

155 Boyce Dr. Mocksville, NC 27028
(704) 637-2140